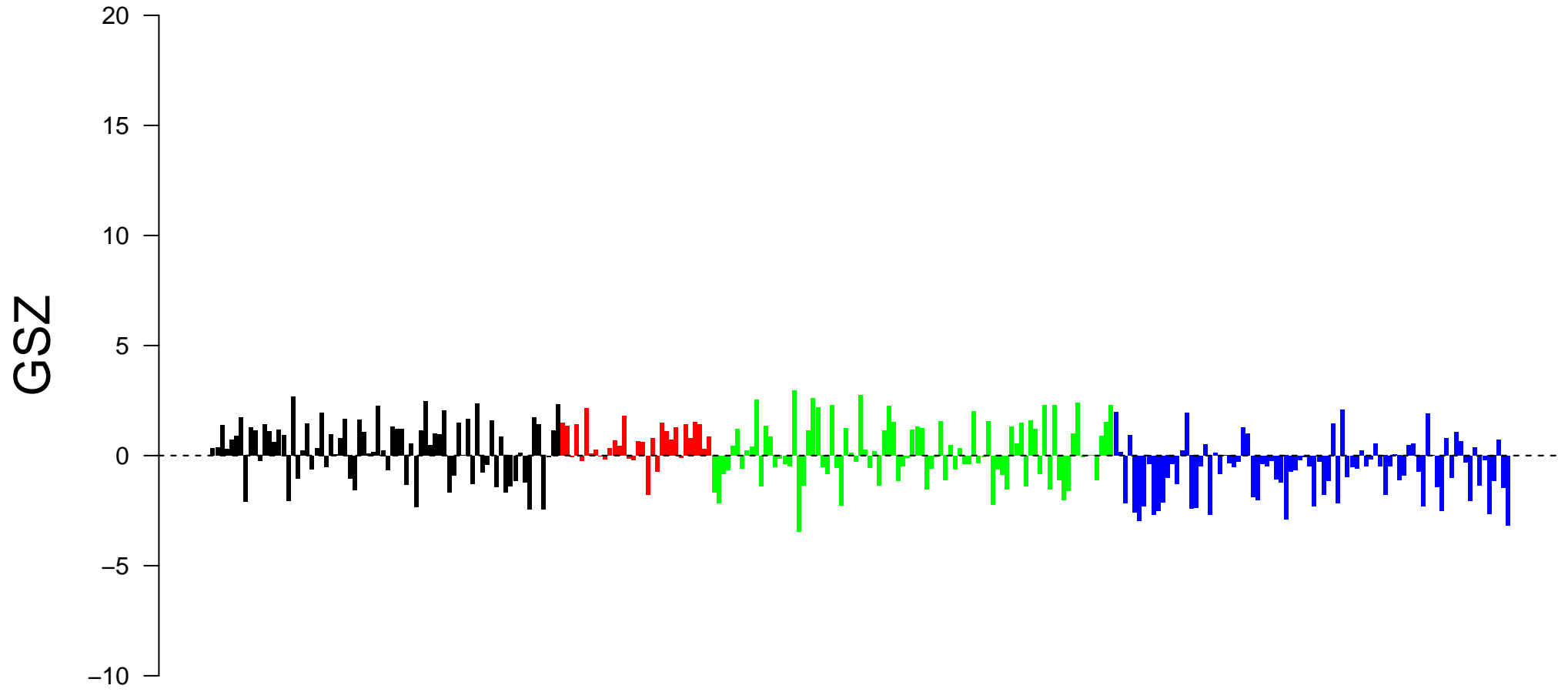
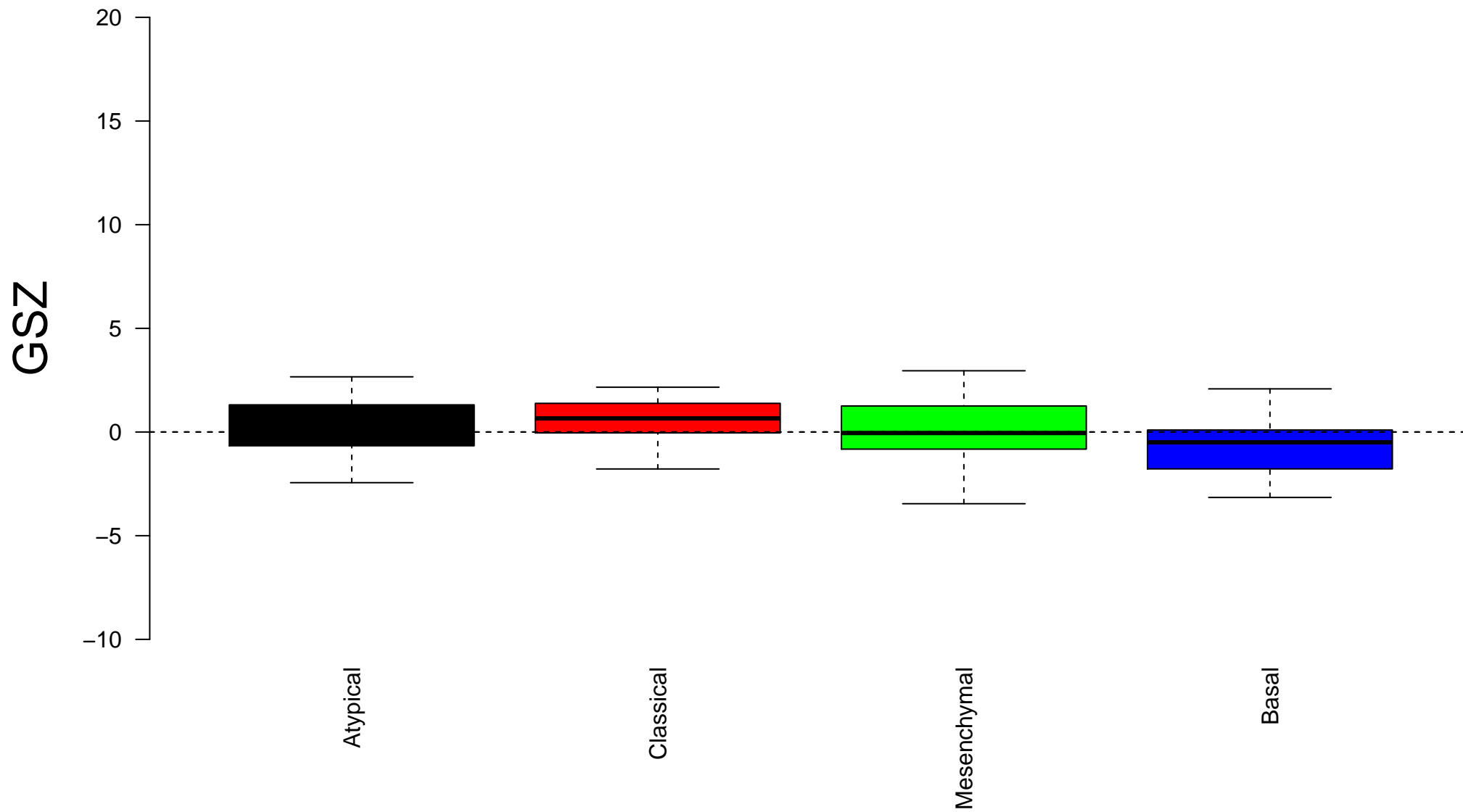


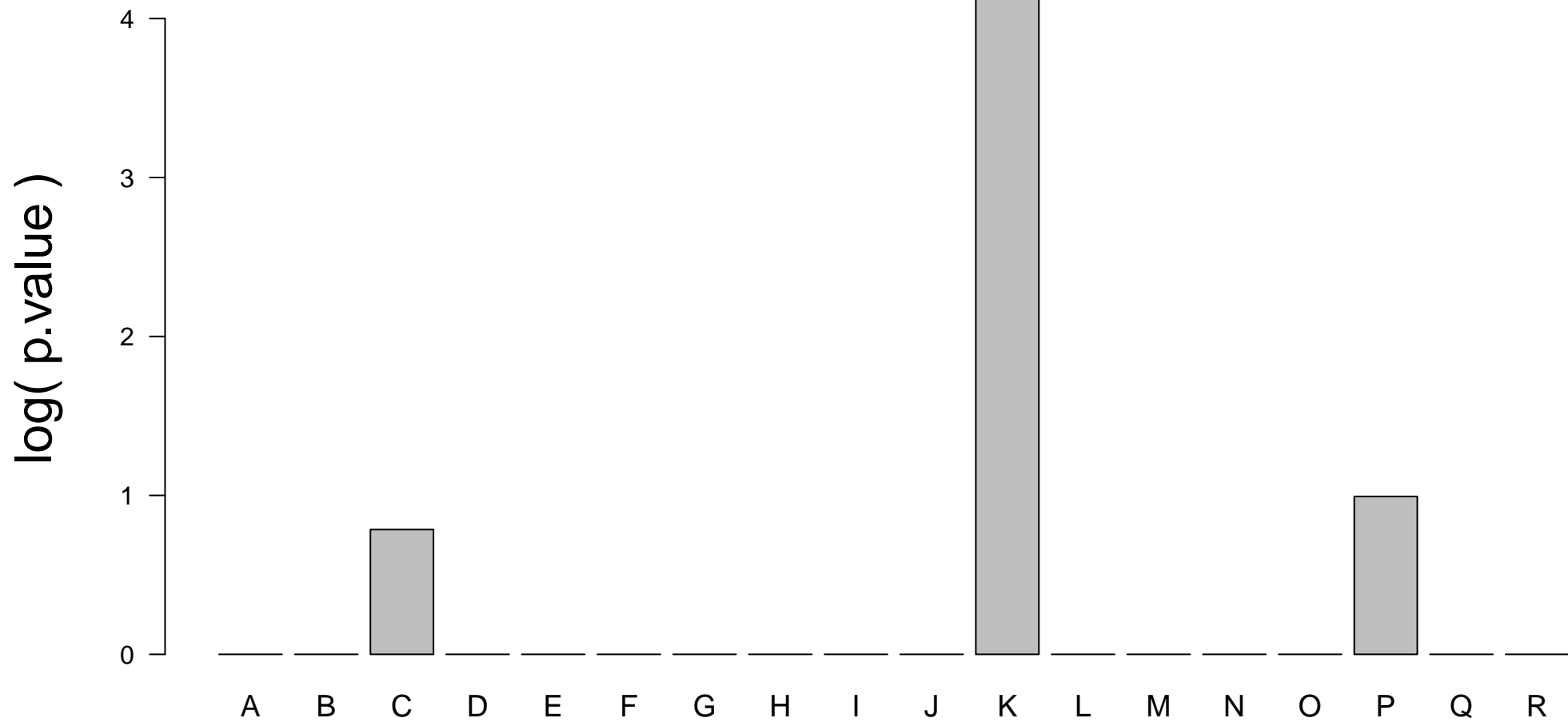
HEDENFALK_BREAST_CANCER_BRCA1_VS_BRCA2




HEDENFALK_BREAST_CANCER_BRCA1_VS_BRCA2




Enrichment in spots: HEDENFALK_BREAST_CANCER_BRCA1_VS_BRCA2



Expression of HEDENFALK_BREAST_CANCER_BRCA1_VS_BRCA2 in Spot A


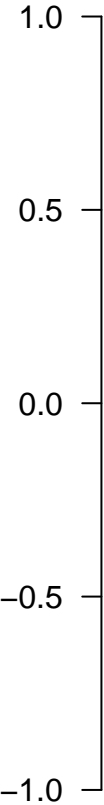


Expression of HEDENFALK_BREAST_CANCER_BRCA1_VS_BRCA2 in Spot B




Expression of HEDENFALK_BREAST_CANCER_BRCA1_VS_BRCA2 in Spot C


Δe




Expression of HEDENFALK_BREAST_CANCER_BRCA1_VS_BRCA2 in Spot D




Expression of HEDENFALK_BREAST_CANCER_BRCA1_VS_BRCA2 in Spot E




Expression of HEDENFALK_BREAST_CANCER_BRCA1_VS_BRCA2 in Spot F




Expression of HEDENFALK_BREAST_CANCER_BRCA1_VS_BRCA2 in Spot G




Expression of HEDENFALK_BREAST_CANCER_BRCA1_VS_BRCA2 in Spot H



Expression of HEDENFALK_BREAST_CANCER_BRCA1_VS_BRCA2 in Spot I



Expression of HEDENFALK_BREAST_CANCER_BRCA1_VS_BRCA2 in Spot J



Expression of HEDENFALK_BREAST_CANCER_BRCA1_VS_BRCA2 in Spot K

Δe

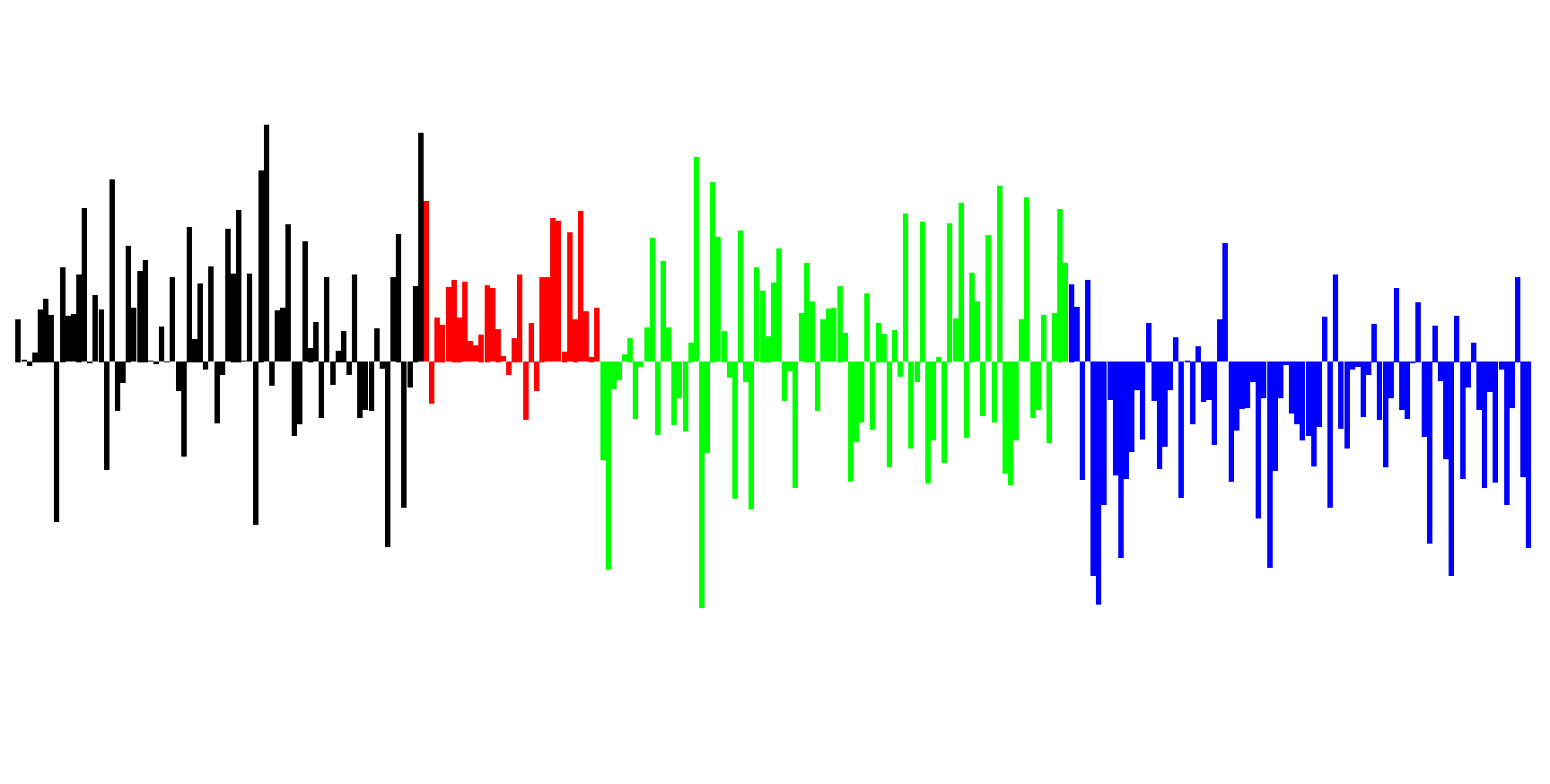
1.0

0.5


0.0

-0.5


-1.0




Expression of HEDENFALK_BREAST_CANCER_BRCA1_VS_BRCA2 in Spot L




Expression of HEDENFALK_BREAST_CANCER_BRCA1_VS_BRCA2 in Spot M



Expression of HEDENFALK_BREAST_CANCER_BRCA1_VS_BRCA2 in Spot N



Expression of HEDENFALK_BREAST_CANCER_BRCA1_VS_BRCA2 in Spot O



Expression of HEDENFALK_BREAST_CANCER_BRCA1_VS_BRCA2 in Spot P

Δe

1.0

0.5


0.0

-0.5

-1.0



Expression of HEDENFALK_BREAST_CANCER_BRCA1_VS_BRCA2 in Spot Q



Expression of HEDENFALK_BREAST_CANCER_BRCA1_VS_BRCA2 in Spot R

